

# Securinject

Anaesthesia Syringe Redefined

**Award Winning  
Precision Engineered  
Innovative Design to  
Prevent Needle Stick  
Injuries and Cross  
Infection**

Single Use Safety Syringe

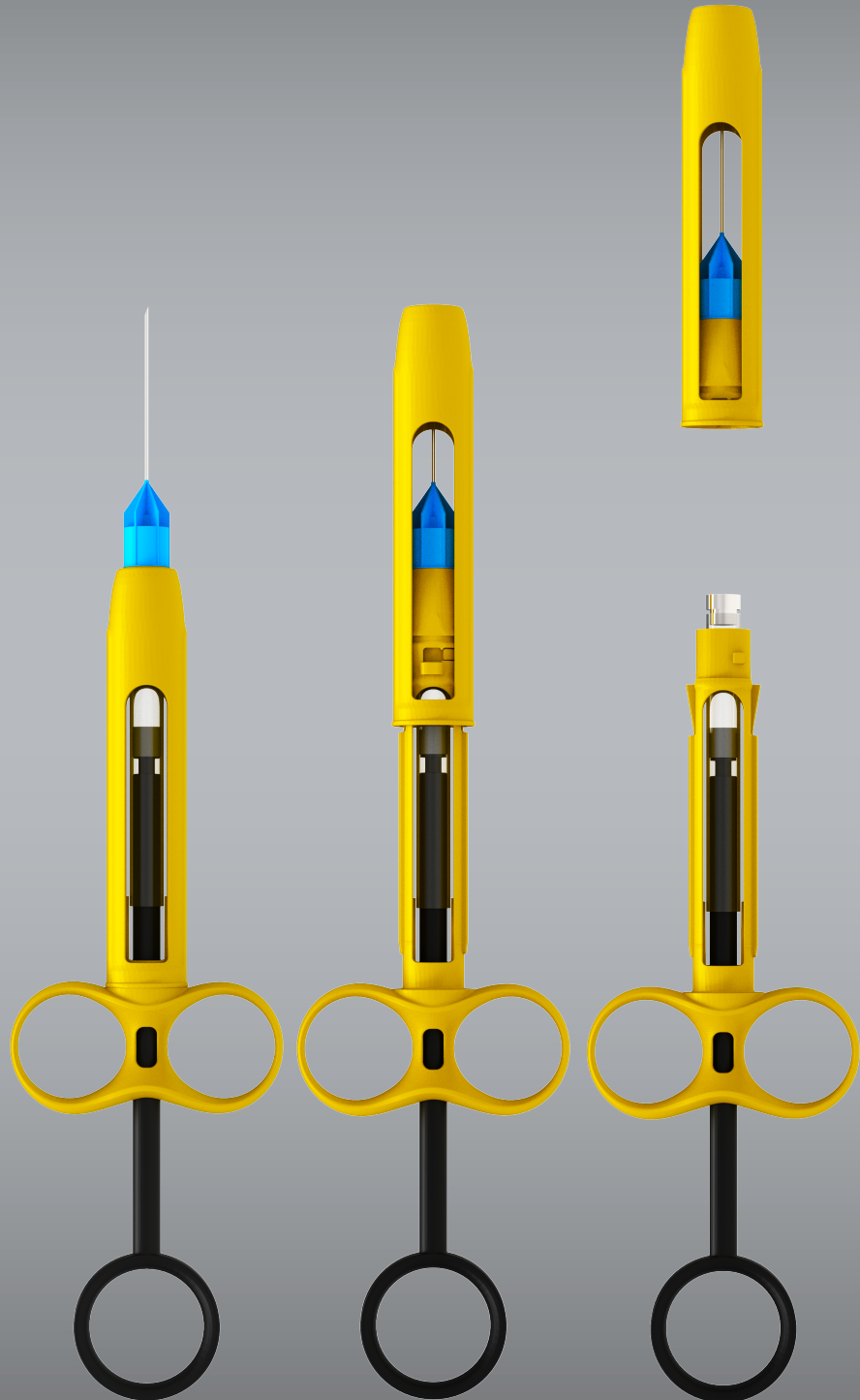
Permanently locks after use to protect  
from needle stick injuries

Safely dismantles used needle for  
disposal

Designed for a single use to prevent  
cross-infection

Aesthetics reduce patient phobia

Cost effective compared to currently  
available options



Made using finest materials and most advanced technologies  
to meet the needs of contemporary clinical practice

Think **Safety**. Think **Securinject**



International Patents Pending

# Securiject


Anaesthesia Syringe Redefined

## Instructions of use




Scan QR code to watch video

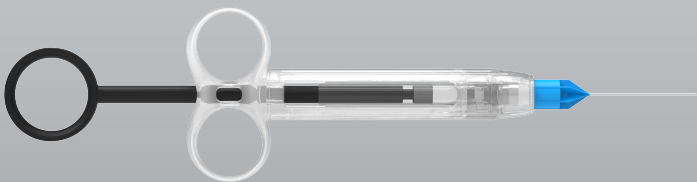
**1** Insert cartridge into syringe barrel




**2** Attach needle to syringe




**3** Remove needle cap and push plunger until a small amount of anaesthetic solution is expelled




**4** Aspirate and administer anaesthetic to patient as required



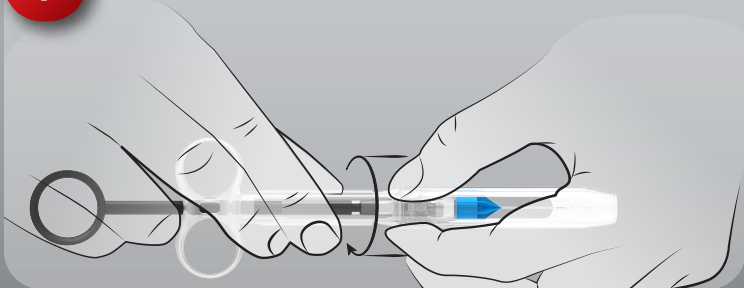
**5** If syringe needs to be placed on a work surface temporarily, the needle can be covered by sliding protective sheath forward into the semi lock position



**6** Upon completing injection, slide protective sheath forward, into the permanent lock position until a click is heard



**7** Detach protective sheath from barrel



**8** Dispose syringe components

